

UCAS

CONFIRMATION AND CLEARING 2026

What you need to know

Last updated 09/04/2026



Public

HERE TO SUPPORT YOU

- This presentation provides essential information to help you support your students through Confirmation and Clearing 2026.
- You're welcome to use the screenshots throughout this deck in your own materials and guidance resources.
- The images illustrate the intended design of the UCAS Hub and application for 2026 Confirmation and Clearing. Please note layouts may vary on mobile devices.
- We continue to make incremental improvements based on feedback to enhance overall experience. This deck will be updated periodically to reflect any changes.



KEY DATES

30 June

Applications received after this are entered into

Clearing*

1 July

Last date to apply for a course in Extra

2 July

Clearing Opens

28 July

Results embargo: 08:00

7 August

Level 3 results embargo: 08:00

4 August

Qualifications Scotland results day (SQA)

13 August

Level 3 results day

24 September

Final date for 2026 applications

19 October

Last date to add 2026 Clearing choice



CONFUSED ABOUT CLEARING? SHINE SOME LIGHT ON IT.

Clearing is another opportunity to find your perfect course at uni - you'll find the latest courses available in Clearing on ucas.com from 2 July.

Here's your quick guide →

1 MAKE A LIST
Make a list of courses you're interested in and their contact numbers ahead of results day, so you are prepared if you decide to use Clearing.

2 CALL CHECKLIST

- Your Personal ID number
- Clearing phone numbers
- Your qualifications
- Pen and paper

3 PREPARE A SCRIPT
"Hi my name is (name) my UCAS ID is (number) I am interested in (course name). Are there any spaces available?"



ucas.com/clearing

UCAS

WHAT YOUR APPLICATION STATUS MEANS

Understand what your application status means and what comes next.




WANT TO APPLY ELSEWHERE?

If you've thought it through and want to apply to a different uni or college you'll need to apply through Clearing. Find out more at ucas.com/clearing.

WHAT IS CONFIRMATION?

- Confirmation is when your university or college checks your results to see if you've met the conditions of your offer.
- If you meet the conditions, your place is confirmed.
- If you don't, you'll still have other options to explore; you won't be left without choices.
- When you log in to your UCAS Hub, you'll see personalised guidance based on your application status.
- We're here to make your next steps clear and simple.

2026 UCAS Application Go to application 

University of Somewhere has confirmed your place to study Course name of testing – Congratulations!

You'll soon hear from University of Somewhere with some next steps, make sure you check the details carefully.

What you can do now

Open a student bank account. Your Bank Status Codes are available in the status area of your application.

[Get Bank Status Codes](#)

Your feed

Your personal content feed


 **FAQs**


Not sure what your status means?

Use our guide to find out what to do next.

See your Clearing matches


We have matched you to courses that are similar to the ones you have already applied too.



 **FAQs**

Not sure what your status means?

Use our guide to find out what to do next.

 **How To**

The ultimate guide to results day

The secret to results day is to come prepared. Here's how to do it.

 **How To**

The ultimate guide to results day

The secret to results day is to come prepared. Here's how to do it.

UCAS RESULTS EMBARGO

- The results embargo is a short period before results day where universities and colleges have time to make decisions on your application.
- During the results embargo your application will be in read only mode – meaning you can see it, but you won't be able to make any changes.
- The 2027 application service will also be unavailable on 4 August and 13 August.

Your Hub

Your personalised homepage and discovery hub

Hub For You Favourites What To Do

Welcome back Becca

2026 UCAS Application

All applications are read only whilst our systems are prepared for Results day. Available again from 8:00am on [Results day]

2026 UCAS Application

All applications are now unavailable whilst our systems are prepared for Results day. Your Hub will automatically refresh shortly after 08.00 (UK time) on Thursday 13th August.

The screenshot shows a UCAS application page for a 2022 Undergraduate application. The page is in a read-only state, indicated by a teal banner that says: "This is a read only version of your application. We are processing it at the moment. Contact UCAS if you have any questions or problems with your application." The page title is "UCAS APPLICATION" and the user's Personal ID number is 123327152. A sidebar on the left lists various sections: Personal details, Contact and residency details, Education, Employment, Nationality details, Supporting information, English language skills, Finance and funding, Diversity and inclusion, and Personal statement. The main content area shows "Personal details" with fields for Title, First name, Last name, Previous name(s), Preferred name, Date of birth, and Gender. Below this is the "Contact and residency details" section, which includes fields for Mobile telephone number and Email telephone number.

Personal details	
Title	Miss
First name	Emma
Last name	Coak
Previous name(s)	Not provided
Preferred name	Not provided
Date of birth	19/01/1994
Gender	Female

Contact and residency details	
Mobile telephone number	Not provided
Email telephone number	Not provided

WAITING FOR CONFIRMATION

Your Hub

Your personalised homepage and discovery hub

[Hub](#)
[For you](#)
[Favourites](#)
[What to do](#)
[Where to go](#)
[Search](#)

B Welcome back BBT
 You're applying for Undergraduate courses in 2026 - [Change year](#)

2026 UCAS Application

[View application](#) ⊖

Waiting for confirmation

You are waiting for confirmation of your application choices or a Clearing choice. If you meet the offer conditions, the university/college will confirm your place. Send them your results if requested.

What happens next?

The university or college needs to confirm your place. Your Clearing choice will be confirmed by 21 October at the latest.

Start an application

⊕

Apply to universities, colleges, or conservatoires to study degrees, HNDs, HNCs, masters degrees, postgraduate diplomas, and doctorates.

[⊕ Start an application](#)

Your feed
 Your personal content feed

If you have a Conditional offer your application will show a 'Waiting for Confirmation' status while the university or college waits to check your qualification results.

You'll see this status next to both your firm and insurance choices.

OVERVIEW

2022 Undergraduate application Your Personal ID number
1400042705

[Overview](#)

Application status

Latest updates
 8 July 2021, 11:33
 Your application to University of UCAS for Art and Design Studies has either been unsuccessful, withdrawn or is full. You will no longer be considered for this place.
[View all updates](#)

Important information

- [View all details](#)
- [View all correspondence](#)
- [Student bank account info](#)
- [Centre link permission](#)

Waiting for confirmation

You have replied to your offer(s). If you meet the conditions of your offer(s), the university or college will confirm your place. You may need to send them details of your results if they ask for them.

Your choices

Your firm choice

Medicine and Surgery (MSUG)
 University of UCAS (Z98)

Location: C
 Start date: 01 August 2022
 Points of entry: 1st year
 Deferred entry: No
 Live at home while studying: Yes
 Criminal convictions declaration: Undeclared

⚠ WAITING FOR CONFIRMATION

Your place will be confirmed at this university or college if you meet the conditions of this offer.

[View full offer](#)

Your insurance choice

Mathematics and Languages (MALA)
 University of UCAS (Z98)

Location: A
 Start date: 01 August 2022
 Points of entry: 1st year
 Deferred entry: No
 Live at home while studying: No

⚠ WAITING FOR CONFIRMATION

Your place will be confirmed at this university or college if you're NOT accepted at your firm choice AND you fulfil the conditions of this offer.

[View full offer](#)

Do you know when to buy your uni books?
 Let us remind you →

Perlego


Get a room!

Visit search
[Find courses and providers](#)

CONGRATULATIONS - YOU'VE BEEN PLACED

- If your place is confirmed, you'll see a confirmation banner in your application and you'll get an email letting you know you've been accepted by your firm or insurance choice.
- Your university or college will contact you with next steps, such as enrolment details, accommodation information, or anything else you need to do.
- You won't be able to switch between your firm and insurance choices. If you decide you'd prefer to go to your insurance choice, you'll need to do this through Clearing.

B Welcome back BBT
You're applying for Undergraduate courses in 2026 - [Change year](#)

2026 UCAS Application Go to application 


University of Somewhere has confirmed your place to study Course name of testing – Congratulations!

You'll soon hear from University of Somewhere with some next steps, make sure you check the details carefully.

What you can do now

Open a student bank account. Your Bank Status Codes are available in the status area of your application.

[Get Bank Status Codes](#)

 **Your feed**
Your personal content feed

STILL WAITING FOR A DECISION?

- Sometimes a university or college might not be able to confirm your place straight away.
- This can happen if they're still waiting for you to send proof of your qualifications or other important documents.
- Your application may include a message explaining why your offer hasn't been confirmed yet.
- If you're worried or unsure what you need to do, contact the university or college.



Welcome back Becca

2026 UCAS Application

Personal ID number 00000000

[Go to application](#)



University of Somewhere is still deciding on your application

University message: We have not received the results of your A-Level qualification(s). In order to make a decision on your application, we require evidence of your A level Chemistry grade A taken in 2022. Please send a photo of your certificate to results@university.ac.uk, quoting your UCAS ID.

What to do next

- Check if the university or college has given a reason for why they are still deciding on your application.
- If there are instructions from the university or college informing you what you need to do to help them make a decision please follow them.
- If there are no instructions from the university or college, contact them to find out if there is anything you need to do to help them make a decision.

CLEARING EXPLAINED

Your chance to find an opportunity; Clearing runs between **2 July – 19 October**.

If you don't have any offers, aren't waiting on decisions, or have declined all your offers, your application will show that you're in Clearing.

You'll also see personalised course suggestions to help you find matches.

Before you add a Clearing choice, make sure you've spoken to the university or college first.

B **Welcome back BBT**
You're applying for Undergraduate courses in 2026 - [Change year](#)

2026 UCAS Application

Go to application



You are now eligible for Clearing

This is because any previous course choices have been made unsuccessful by the university or withdrawn by yourself. You may be able to add one or more course choices to your application.

You can [search for courses here](#). You can now add a Clearing Choice in your application.

What you can do now

- **Find a course you would like to study**

See recommended courses in your Clearing matches or search for a specific course.

[View Clearing Matches](#)

- **Call the university or college for your chosen course**

You will need to confirm with the university or college if they are willing to offer you a place.

- **Add your Clearing choice**

When you have an offer and permission from the university or college add the choice to your application.

[Add a Clearing choice](#)

APPLICATION STATUS

The status bar at the top of your application shows your current application status and whether you're eligible for Clearing.

It updates automatically as you take actions or as universities make decisions.

You'll see your:

- Clearing number (a six-digit number) if you're eligible
- Personal ID (a ten-digit number)

You might need these when speaking to universities or colleges during Clearing.

OVERVIEW

UCAS Application

Your Personal ID number

116-000-7564

🏠 / SECTION TITLE / ...

Application status

Latest updates

New offer!
You have a new offer from University of Bristol

New offer!
You have a new offer from University of Bristol

[View all updates >](#)

Important Information

[View all correspondence >](#)

[Student bank account info >](#)

[Centre link >](#)

In Clearing

You do not have a place at any of your choices. You are in Clearing.

Your Clearing number is 000 000

[Find a course in Clearing >](#)

Your Clearing matches >

Application status

Latest updates

New offer!
You have a new offer from University of Bristol

New offer!
You have a new offer from University of Bristol

[View all updates >](#)

Important Information

[View all correspondence >](#)

[Student bank account info >](#)

[Centre link >](#)

Place confirmed

Congratulations! Your place at [uni name] for [Course title] is confirmed.

For more information check our guidance on [what different application statuses mean](#)



HOW CLEARING WORKS

1

- **Research options**
- Explore available courses on UCAS.
- Check course details and entry requirements.

2

- **Make contact**
- Contact universities and colleges you're interested in.
- Ask about availability and discuss your application.

3

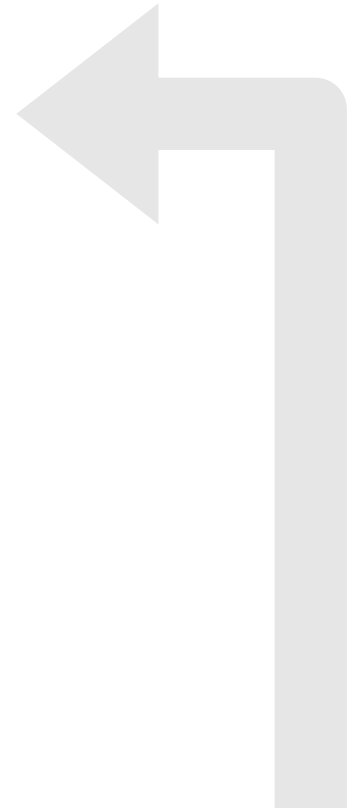
- **Get offers**
- Receive offers (you can get more than one).
- Compare and decide which is best for you.

4

- **Add your choice**
- Choose one course to add to your application.
- Be sure to do this within the time limit given.

5

- **Confirmation**
- The university or college reviews your full UCAS application.
- If all good – you're officially placed on the course



If unsuccessful,
you can start
again.

ADDING A CLEARING CHOICE

Clearing opens on 2 July, if you're eligible you can add a choice once you have your results.

On UK results days you can add a choice from:

- 10:00 on Qualifications Scotland results day
- 13:00 on JCQ Level 3 results day

*All timings are UK time

Application status

Latest updates
6 June 2022, 18:40
Your application to University of Nottingham for French and International Media and Communications Studies has either been unsuccessful, withdrawn or is full. You will no longer be considered for this place.
[View all updates >](#)

Important information
[View all details >](#)
[View all correspondence >](#)
[Student bank account info >](#)

Clearing Open
You are in Clearing. Your Clearing number is 004437.

[Find a course in Clearing](#)
[See your matches in Clearing Plus](#)

Your courses

Add a clearing choice

University/College Supplied Code
If a university/college has given you a code for a course, add it here.
[Add course code](#)

Your unsuccessful, declined and withdrawn choices

French and International Media and Communications Studies (RP19)
Location: Main Site
Start date: 26 September 2022
Point of entry: 1st year
Deferred entry: No
Live at home while studying: Yes
UNSUCCESSFUL
You have been unsuccessful in your application
[View correspondence](#)

Accounting and Finance (with integrated foundation year) (N40F)
Location: Main Site
Start date: 26 September 2022
Point of entry: 1st year
Deferred entry: No
Live at home while studying: Yes
Further details: test
UNSUCCESSFUL
You have been unsuccessful in your application
[View correspondence](#)

CCOA - Single campus (C001)
Location: Main Site
Start date: 01 September 2022
Point of entry: 1st year
Deferred entry: No
Live at home while studying: No
UNSUCCESSFUL
You have been unsuccessful in your application
[View correspondence](#)

ADDING A CLEARING CHOICE



Add a clearing choice

To add a Clearing choice you must have permission from the university or college to do so.

Ensure that you have contact the university or college and they have told you to add their courses as a Clearing choice. If you don't do this, your application may be delayed.

Once you've added your Clearing choice, you will not be able to change it until the university or college has made a decision. If you are accepted, you will be firmly committed to that course.

I have permission

I don't have permission yet

Enter course details

University/college name *

University of UCAS

Course *

Medicine and Surgery

Course code: MS12

Course details: Ordinary degree

Location *

C

Start date *

01 August 2022

Point of entry *

This tells the universities and colleges which year of the course you want to start, e.g. point of entry one is the first year of the course. If you wish to start in the first year of the course leave the box blank and you will automatically be considered for the first year. Enter 0 if you intend to take a foundation year – not all universities offer a foundation year so please check before applying.

If you've spoken to your chosen university or college and they are willing to consider your application to start the course after the first year, please enter the relevant number for the year, e.g. second year = 2, third year = 3, etc.

1st year

Live at home while studying? *

Yes No

Further details

You only need to provide information here if your chosen university or college has asked you to.

Add choice

Cancel and return to application

- Only add a Clearing choice once a university or college has told you they can offer you a place.
- Make sure you enter the course details before the deadline they give you; otherwise, the place may not be held for you.

ADDING A CLEARING CHOICE

- You can only add one Clearing choice at a time.
- If your Clearing choice is not accepted (it will show as 'Unsuccessful'), or if you choose 'Decline my place' after accepting a Clearing offer, you'll be able to add a new choice.
- You don't need to reply to a Clearing offer. Once you add your choice, the university or college will make the decision.
- If they confirm your place, you'll see it updated in your application.

Your choices

Clearing choice - Waiting for confirmation

CCOA - Single campus (C001)

University of UCAS (U97)


Location: Main Site

Start date: 01 September 2022

Point of entry: 1st year

Deferred entry: No

Live at home while studying: Yes

 WAITING FOR CONFIRMATION

Clearing choice

Waiting for the Provider to confirm your place in Clearing

2026 UCAS Application

[View application](#)



Waiting for confirmation

You are waiting for confirmation of your application choices or a Clearing choice. If you meet the offer conditions, the university/college will confirm your place. Send them your results if requested.

What happens next?

The university or college needs to confirm your place. Your Clearing choice will be confirmed by 21 October at the latest.

Clearing choice - Offer received

CCOA - Single campus (C001)

University of UCAS (Z97)

Location: Main Site

Start date: 01 September 2022

Point of entry: 1st year

Deferred entry: No

Live at home while studying: Yes

 CONFIRMED

Your place has been confirmed

Congratulations! Your place at The University of UCAS to study CCOA - Single campus is now confirmed.

[Decline my place](#)

UNIVERSITY SUPPLIED CODE

Application status

Latest updates

17 May 2023, 10:16
University of Buckingham has offered you an unconditional place for Medical Sciences (Pre-Med).
[View all updates >](#)

Important information

[View all details >](#)
[View all correspondence >](#)
[Bank Status Codes >](#)

Clearing Open

You are in Clearing. Your Clearing number is 000016.
[Find a course in Clearing >](#)

Your courses



Add a clearing choice

University/College Supplied Code

If a university/college has given you a code for a course, add it here.

[Add course code](#)

[Your unsuccessful, declined and withdrawn choices](#)

Overview / University/College Supplied Code

[Return to overview](#)

University/College Supplied Code

If you have spoken to a university/college and they have given you a code to add a course, you can add it here.

University/college name *

*

[Add to application](#) [Cancel](#)

- If a university or college gives you a specific course code for a Clearing place, make sure you enter that exact code when you add your choice.
- Add this where it says, 'Add course code'.
- This may happen with competitive courses where places are limited and fill up quickly.

YOUR CLEARING MATCHES

- Discover courses you hadn't thought of by viewing your personalised matches.
- These update regularly based on your application and what universities or colleges are looking for.
- You can show interest in up to 5 courses, and the university or college may contact you if they think you're a good fit.
- Remember Clearing places can fill up quickly, so there's no guarantee you'll be contacted. We recommend using the UCAS course search to look at other Clearing courses, it's the best way to keep your options open.

Clearing Plus: Your matches


Below are courses which have been matched to you.

These matches are personal to you. Click the 'Interested' button to send your details to the course provider. If they still have spaces, they'll contact you to discuss if you meet their entry requirements, and if there's anything else you need to do.

Not all universities or colleges will contact you, there may be a delay if you are waiting for results.

[See all Clearing vacancies](#)

University or college:


Provider	Course title	Outcome qualification	Start date	Location	Duration	Study mode		
 University of UCAS	Anywhere University	Accounting and Finance View details	BSc (Hons)	26/09/2022	Main Site (High Peak)	3 Years	Full-time	I'm interested
	Anywhere University	Adventure Tourism Management View details	BSc (Hons)	26/09/2022	Main Site (High Peak)	3 Years	Full-time	I'm interested
	University of UCAS	Anthropology and Sociology View details	BA (Hons)	26/09/2022	Ruraltown Campus	3 Years	Full-time	I'm interested

APPLYING DIRECTLY TO CLEARING

- If you haven't started a 2026 application yet, you'll be able to begin a direct-to-Clearing application. You'll need to complete all sections, including your personal statement and reference.
- Submit your application without any choices. Once a university or college has confirmed they can offer you a place, you can then add your Clearing choice.
- If you started an application and added choices before 30 June, those choices will be automatically removed if you submit it after 30 June.

Start an application

Apply to universities, colleges, or conservatoires to study degrees, HNDs, HNCs, masters degrees, postgraduate diplomas, and doctorates.

 Start an application

Your **personal statement and references**

Confirmation & Clearing

During Confirmation & Clearing a Personal Statement is not optional and you will need to submit your application before you can add any courses.

Personal statement

Why do you want to study this subject?

[Start this section](#)

WHAT'S A **CHANGE** OF COURSE OFFER?

- Sometimes a university or college might offer you a place on a different course at your firm or insurance choice.
- This usually happens if you didn't meet the original conditions, but they still want to offer you a place, just on a different course, start date, or year of entry.
- Make sure you read the new offer details carefully in your application and respond within 5 days.
- If anything is unclear or you're unsure about the changes, contact the university or college; they'll be happy to explain your options.

B Welcome back BBT
You're applying for Undergraduate courses in 2026 - [Change year](#)

2026 UCAS Application

[Go to application](#)



You've been offered a place for a different course at your firm choice
University of Somewhere

What are your options?

- Check the details of your changed offer in your application; you can accept or decline this offer.
- Wait for your insurance choice to make a decision, then decide whether to accept or decline the offer from your firm choice.

[Check your offer](#)

Your choices

Offers received

Business Management (N200)

Location: Main Site
Start date: 26 September 2022
Point of entry: 1st year
Deferred entry: No
Live at home while studying: No

OFFER

The university or college has offered you a confirmed place with significant changes.

[View full offer](#)

[View correspondence](#)

WHAT'S **DECLINE MY PLACE?**

- From 2 July, if you're holding an unconditional firm place, you can choose to enter Clearing by using 'Decline your place'.
- This option is available until 2 September 2026. After this date, you'll need to contact the university or college directly if you want to enter Clearing.

Your choices

Your firm choice

Engineering Physics (179H) University of UCAS (Z97)

Location: Main Site

Start date: 01 September 2022

Point of entry: 1st year

Deferred entry: No

Live at home while studying: No

✓ CONFIRMED

Your place has been confirmed

Congratulations! Your place at The University of UCAS to study Engineering Physics is confirmed.

[Decline my place](#)

[View correspondence](#)

USING **DECLINE MY PLACE**

- Only use 'Decline my place' if you're sure you no longer want to take up your place at that university or college.
- Using it will cancel your place and end any agreements you've made with the university or college; including accommodation, scholarships, or other arrangements.
- **If you still want to go to university or college, we strongly recommend finding a new place first.**

You are about to permanently decline the following firm choice. By doing this you will become unplaced and enter into Clearing.

Engineering Physics (179H)

University of UCAS (Z97)

Location: Main Site

Start date: 01/09/2022

Point of entry: 1st year

Deferred entry: No

Live at home while studying: No

The University of UCAS will be immediately informed that you no longer wish to be considered for this course.

Confirm why do you want to permanently decline this place

I have changed my mind, and no longer want to atte... ▾

By continuing, you will give up your confirmed place and end your contract with your university or college. You will then be able to apply for another place through Clearing. You are not cancelling your application. If you want to cancel your application, see our frequently asked questions. If you're not sure what you want to do, you can discuss your situation with your university or college.

[Find out more about this](#)

To confirm that you wish to decline this place please type **DECLINE** in the box below.

DECLINE

Decline offer

Cancel

USING DECLINE MY PLACE

- Once you decline your place, the decision can't be undone; and you will automatically enter Clearing.
- It's not always the only option; there may be other choices available, depending on your situation. You should never feel pressured to decline your place.
- If you're unsure, contact UCAS and we can talk you through your options.
- To confirm the decision, you'll be asked to type 'Decline'.

Confirm why do you want to permanently decline this place

I have changed my mind, and no longer want to atte... ▾

I have changed my mind, and no longer want to attend my current course and university. I want to look elsewhere

I have received an alternative offer elsewhere, and I prefer the content of the other course

I have received an alternative offer elsewhere, and I prefer the alternative university or college

I have received an alternative offer elsewhere, and have been offered a scholarship

I am unable to secure accommodation

I am unable/I do not want to relocate

I am unable to pay the fees required to study here

[Find out more about this](#)

By continuing, you will give up your confirmed place and end your contract with your university or college. You will then be able to apply for another place through Clearing. You are not cancelling your application. If you want to cancel your application, see our frequently asked questions. If you're not sure what you want to do, you can discuss your situation with your university or college.

[Find out more about this](#)

To confirm that you wish to decline this place please type DECLINE in the box below.

DECLINE

Decline offer Cancel

- You can't swap your firm and insurance choices.
- If you're confirmed at your firm choice, your insurance is automatically declined.
- If you want to go to your insurance, you'll need to go through Clearing.
- First, check with your insurance to see if they can accept you, then use 'Decline my place' to enter Clearing.
- **Don't decline your place until you're sure your insurance can offer you a spot.**

**CAN I SWAP BETWEEN MY
FIRM AND INSURANCE?**


UCAS

WHAT CAN YOU DO TO PREPARE?




PLAN YOUR B, C & D

- **Plan** for different outcomes.
- **Browse** your options, start exploring universities, colleges, and courses before you get your results. Don't forget apprenticeships or a gap year! :
 - UCAS Search
 - University and college websites.
 - Chat to students on UCAS Hub
 - Social media
- **Revisit and reconsider** look back at your original choices. Would you still go there if there's a place?
- **Check** course details, especially entry requirements, for new courses to consider.



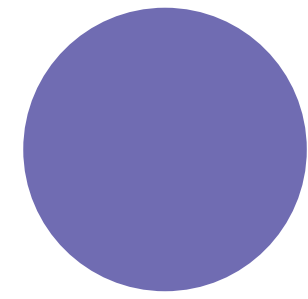
5 STEPS TO PREP



MAKE A LIST OF TOP CHOICES

Taking a few minutes to list courses you would be interested in.

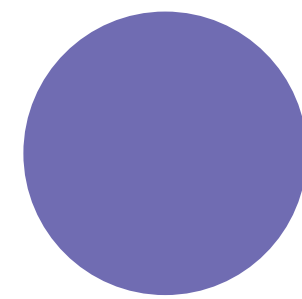
This can help you feel more prepared if you choose to use Clearing.



KNOW HOW TO CONTACT

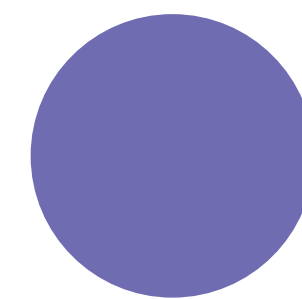
Check the best way to contact each university or college ahead of time.

Check out their Clearing webpages for details.



KNOW WHY YOU WANT IT

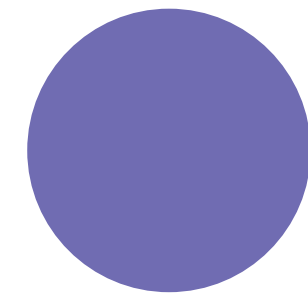
Have a few notes on why the course interests you, plus your grades (and personal statement if useful).



WHAT MATTERS TO YOU

Have questions ready about location, accommodation, student life, and bursaries to help you find the right fit.

It's also useful to ask if you can visit the campus?



TAKE CONTROL

Remember universities and colleges want to speak to you, not your parents or anyone else.


Being prepared helps you take the lead and make confident decisions.

ON THE DAY CHECKLIST

Pause. Think. Take time to reflect.

- Fully charged mobile phone** – to make calls and stay connected.
- Personal ID Number** – you'll need this to speak with UCAS and universities. You can find it in your application.
- Clearing number** – found in your application; you may need it for Clearing.
- Your grades** – have them ready to share when needed.
- A copy of your personal statement** – helpful for inspiration if asked why you're interested in the course.
- Double check entry requirements** – these may change during Clearing, contact universities if you're unsure.
- Confirm offer timescale** - if you're offered a course ask how long you have to decide and add it to your application.
- Pen and paper** – to take notes and jot down important details!

Remember, it might be busy, so you may have to wait.



HOW CAN WE HELP?

HEAD ONLINE

ucas.com/Clearing
for top tips and
more info.

Check out '[The
Ultimate Guide to
Clearing](#)'.

GIVE US A RING

UK number
0371 468 0 468

From outside the
UK:

+44 330 3330 230

GET ON SOCIAL

Follow us on TikTok
and YouTube.

Send us a direct
message on
Facebook,
Instagram or X.

@ucas_online